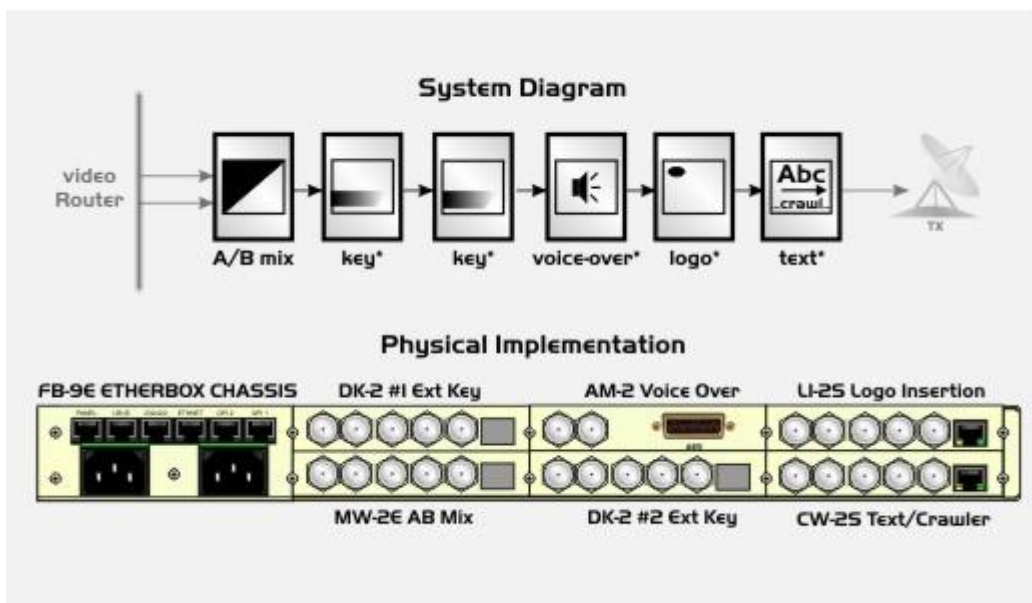




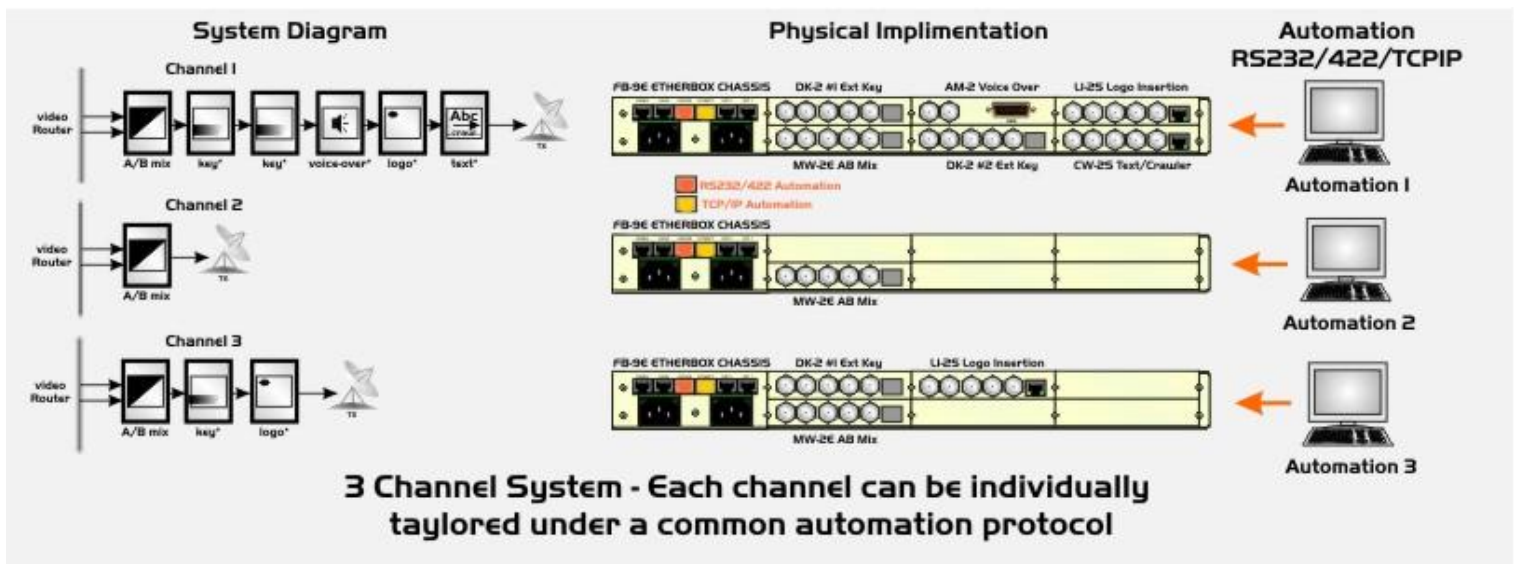
A basic **playout** channel must include an **MW** series A/B mixer module. From this point the user is free to add on any optional modules that are required, external keyers, voice-over, logo, text are all possible. The **playout** system configuration allows the user to individually tailor each channel to the needs of that channel whilst still using a common automation protocol and a common manual intervention panel.



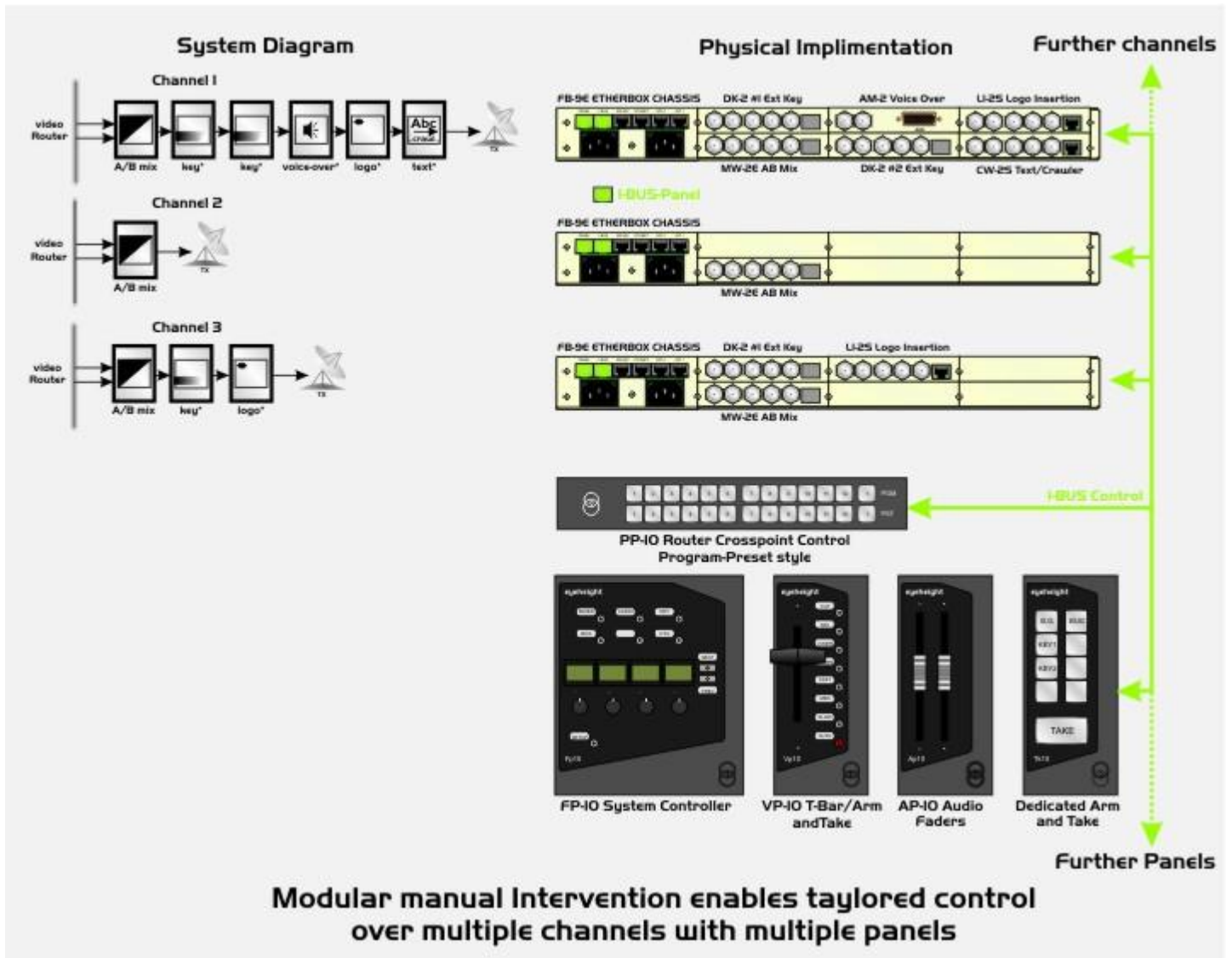
In **playout** mode the modules are operated in a "channel orientated" environment. This suits on-air playout situations where the modules are all part of a television channel. In this mode eyeheight's **prestX** automation protocol enables automation vendors to operate the system like an integrated master control mixer rather than as individual modules. **prestX** protocol is now supported by most major automation vendors including:-



..and many more.



Control panels are available for manual intervention to a channel. A single manual intervention panel can be shared by up to eight **playout** channels and can associate with any channel as required. Manual intervention panels can be used for emergency intervention or live events. **playout** manual intervention panels are modular allowing the user to tailor the panel to the needs of the channel.



Two versions of playout are currently available **playoutCompact** and **playoutHD**.

playoutCompact is an SD only version and supports the AM and SQ modules which are not part of **playoutHD**. **playoutHD** are multi-rate products supporting both SD and HD. Each module fits into the **FB-9E etherBox** chassis which can accomodate up to six modules. Multiple **FB-9E etherBox** chassis can be combined in a single channel to support additional modules.